

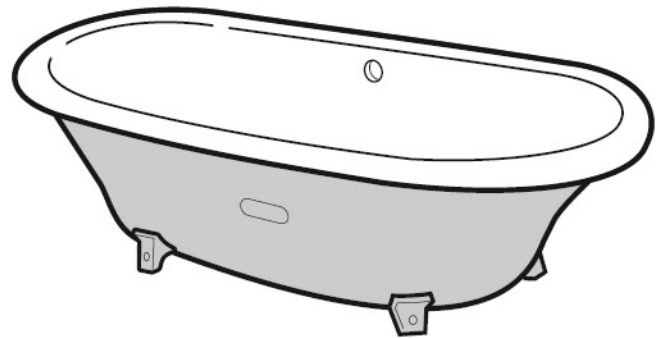


Roca

NEWCAST

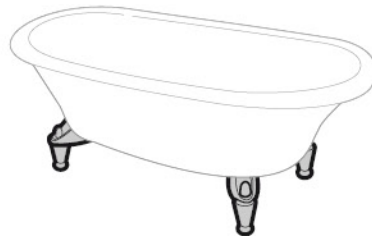
A233650--0

A233650--7



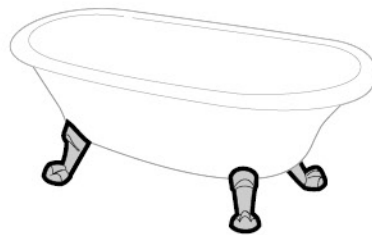
CLASSIC

A291041001



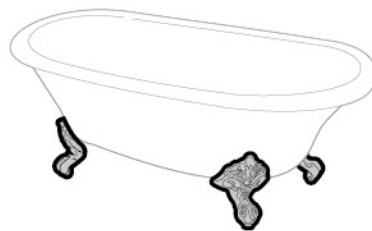
SAVANHA

A291069000



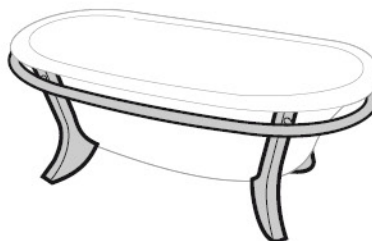
EAGLE

A291094000



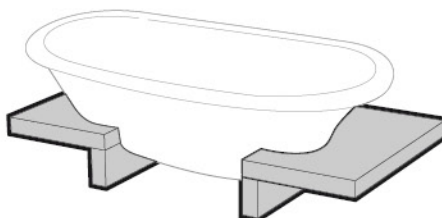
FUTURA

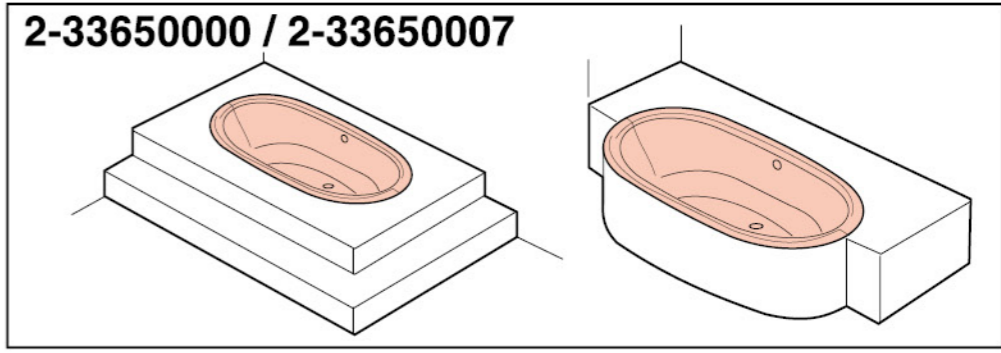
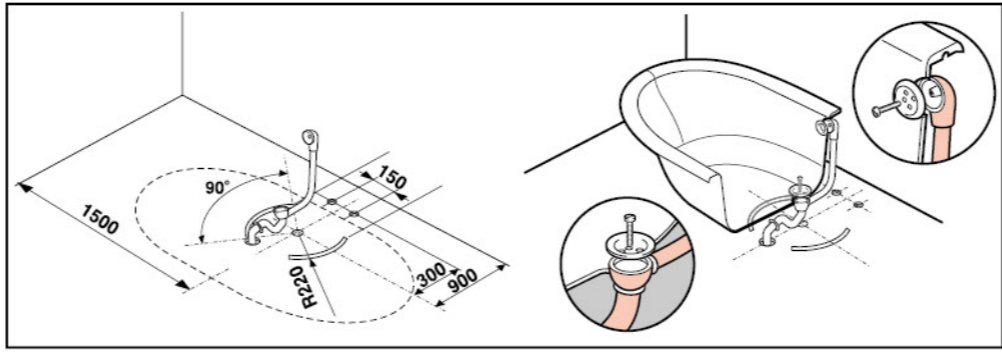
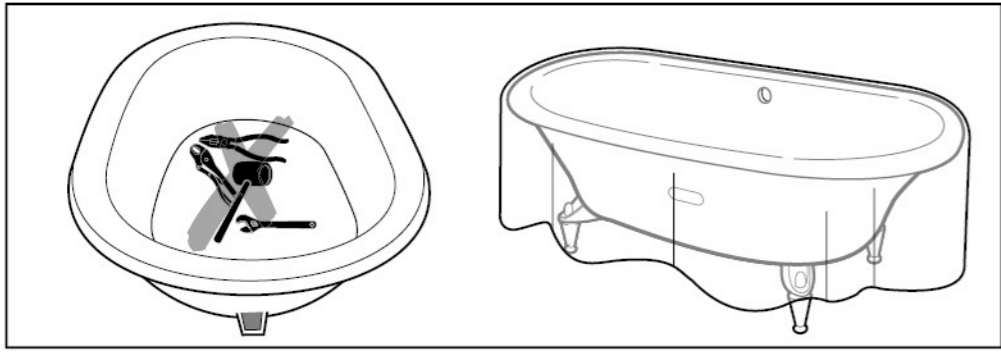
A2910930M1



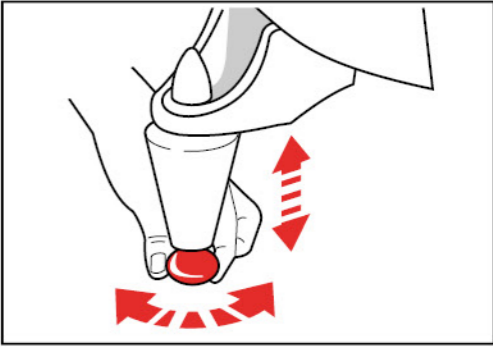
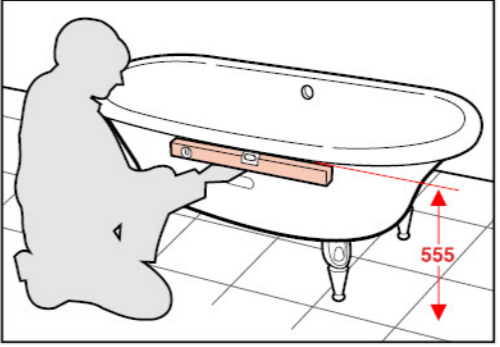
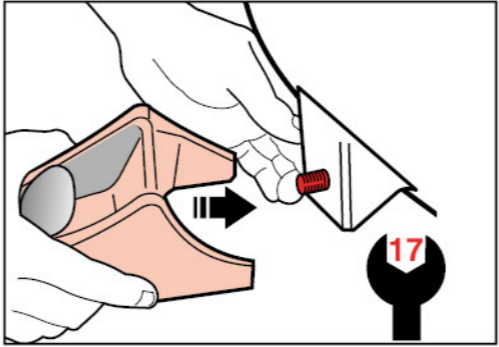
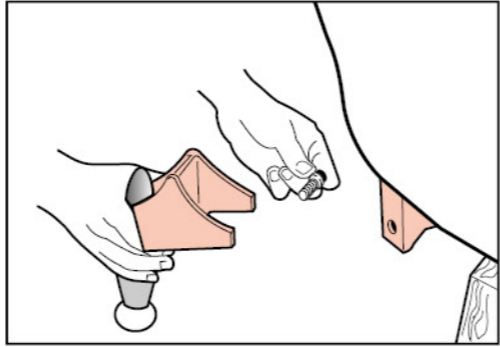
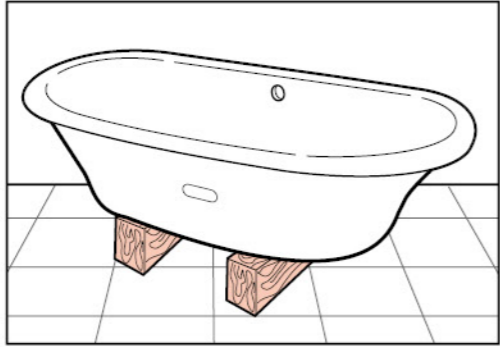
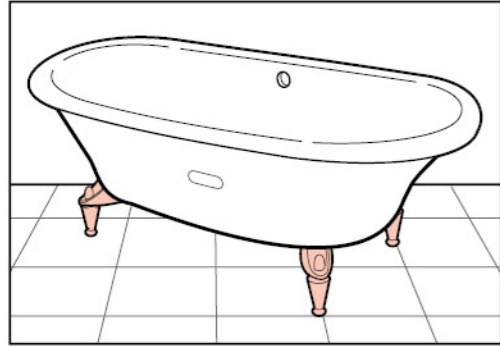
WOODLINE

A291070000

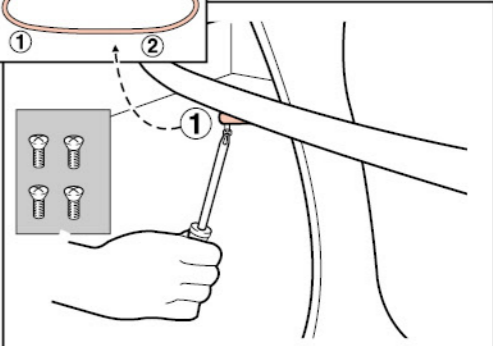
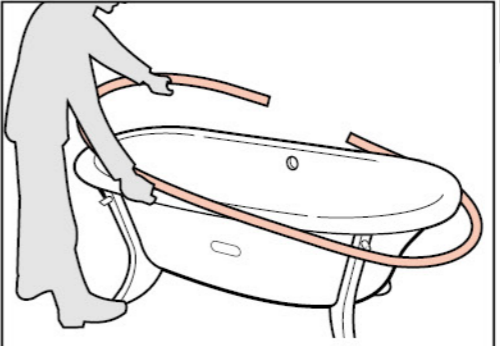
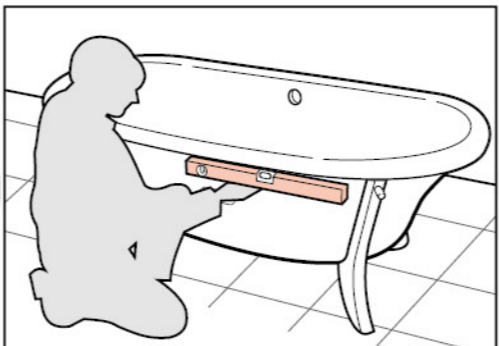
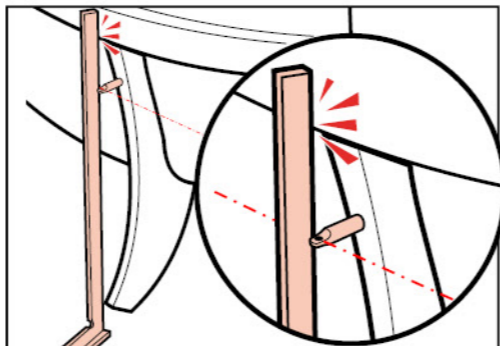
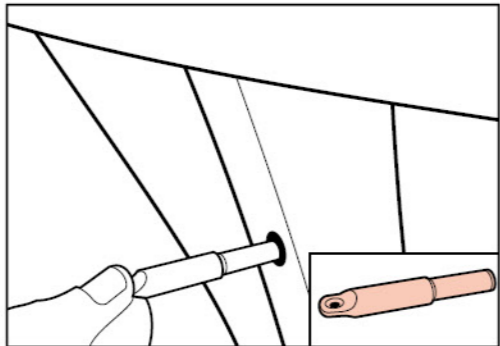
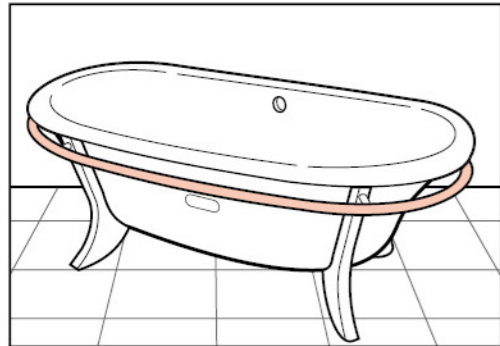
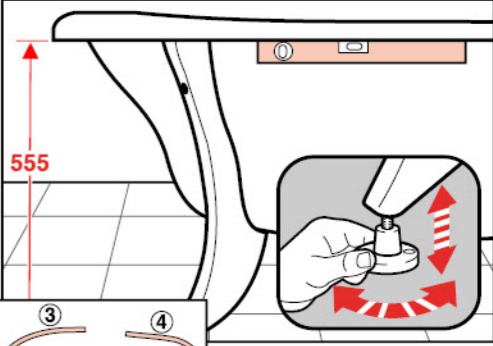
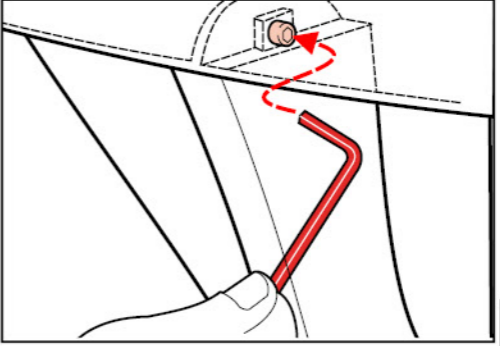
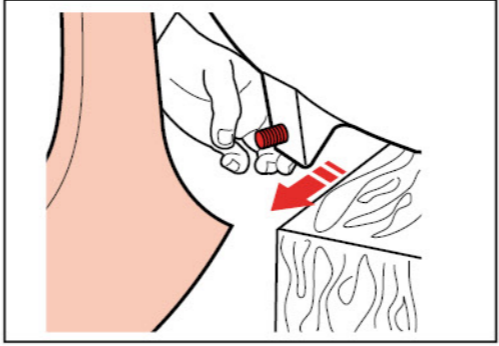
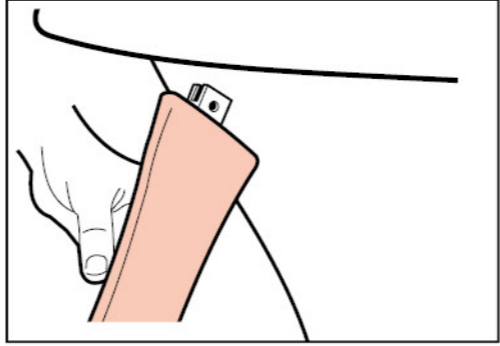
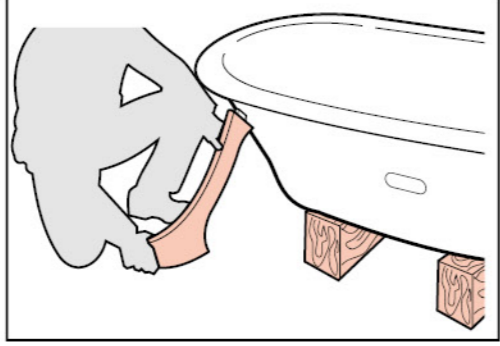
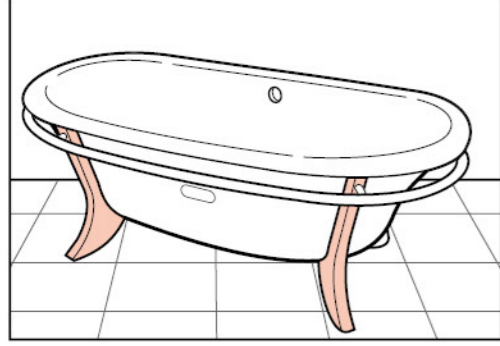




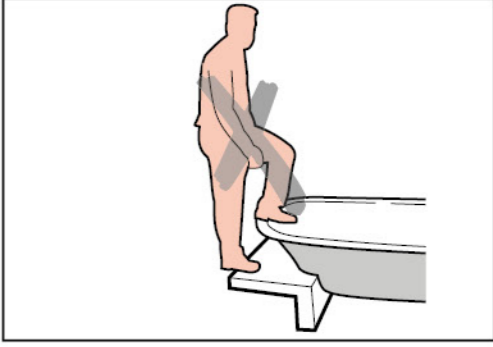
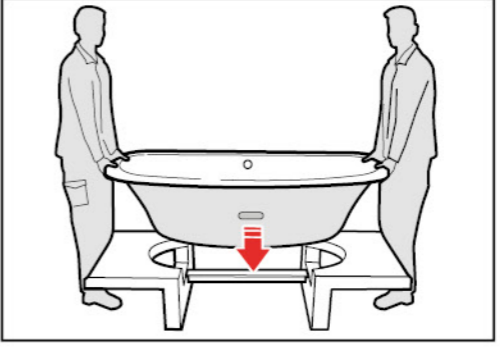
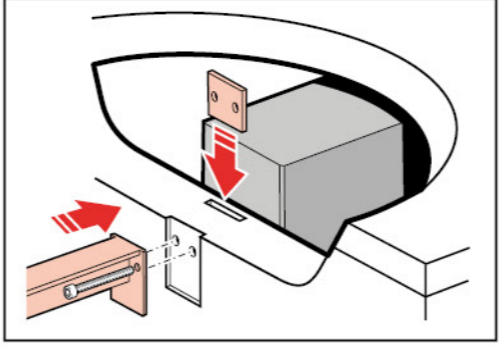
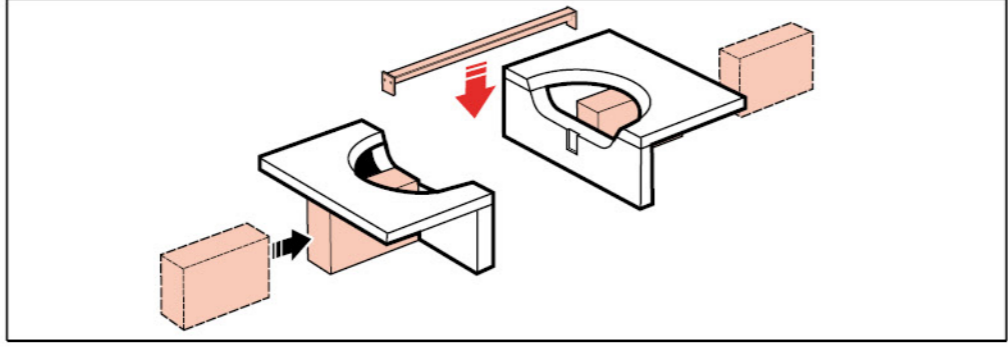
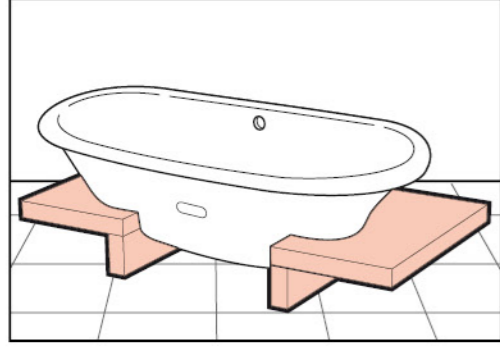
CLASSIC / SAVANHA / EAGLE



FUTURA



WOODLINE



RECOMENDACIONES

- Almacenar la bañera horizontalmente y en lugar cubierto.
- Protegerla durante el transporte y en la obra.
- Prever un acceso a la zona posterior de la bañera.
- No limpiarla con abrasivos ni ácidos, usar agua y jabón.
- Después de cada uso, enjuagar las paredes y el fondo con agua templada. Secarla después de cada uso.

RECOMMENDATIONS

- Store the bathtub horizontally under cover.
- Protect it during transport and at the job site.
- Access to the underside of the bath must be ensured.
- Do not clean with abrasive material nor acids, only with soap and water.
- After every use rinse bath with lukewarm water and dry with a soft cloth. Dry after use.

RECOMMENDATIONS

- Entreposer la baignoire en position horizontale et dans un endroit couvert.
- La protéger pendant le transport et sur le chantier.
- Ménager une voie d'accès vers la partie inférieure de la baignoire.
- Ne pas la nettoyer avec des produits abrasifs ou acides seulement avec de l'eau et du savon.
- Après chaque utilisation, rincer les parois et le fond de la baignoire à l'eau tiède. Sécher après chaque utilisation.

EMPFEHLUNGEN

- Die Badewanne waagrecht und unter einem Dach lagern.
- Beim Transport und an der Baustelle schützen.
- Der Unterbereich der Wanne muß zugänglich sein.
- Weder mit Abreibungsmitteln noch Säuren, sondern nur mit Wasser und Seife reinigen.
- Nach jeder Benutzung Seitenwände und Boden mit Warmem wasser auswaschen. Nach Gebrauch gut abtrocknen.

CONSIGLI

- Immagazzinare la vasca de bagno in posizione orizzontale e in un luogo coperto.
- Proteggerla durante il trasporto e la messa in opera.
- Non pulirla con prodotti abrasivi, né con acidi, ma solo con acqua e sapone.
- Dopo ogni uso, risciacquare le pareti ed il fondo con acqua tiepida. Asciugarla dopo ogni uso.

RECOMENDAÇÕES

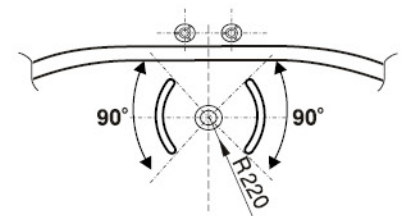
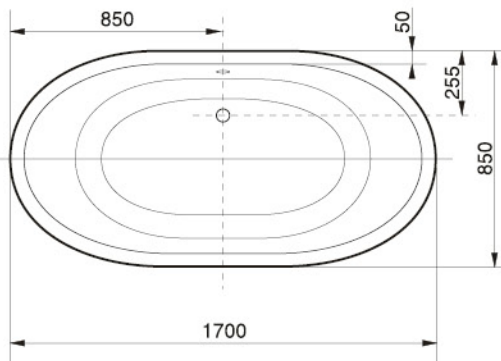
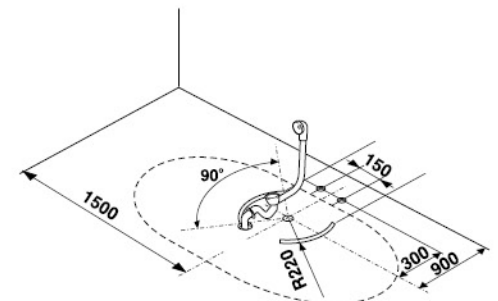
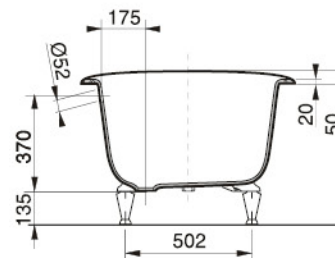
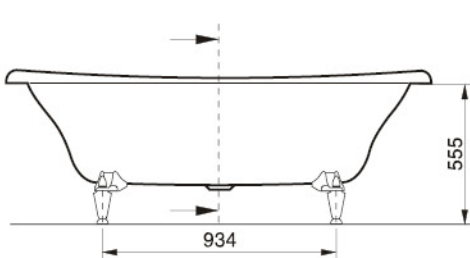
- Armazenar a banheira horizontalmente e em local coberto.
- Protegê-la durante o transporte e na obra.
- Deve ser possível o acesso da parte inferior da banheira.
- Não a limpar com abrasivos nem ácidos, só com água e sabão.
- Após cada utilização, enxaguar as paredes e o fundo com água morna. Secá-la depois de cada uso.

ZALECENIA

- Wannę składować w pozycji poziomej.
- W trakcie transportu i montażu wannę należy zabezpieczyć.
- Zapewnić dostęp do odpływu od spodu wanny.
- Nie należy czyścić środkami o własnościach ściernych odczynnie kwasowym, tylko przy użyciu mydła i wody.
- Po każdorazowym użyciu wannę należy spłukać letnią wodą i wysuszyć miękką szmatką.

TAVS İYELER

- Küveti yatay boylamda koyunuz.
- Taşıma esnasında ve iş alanında küveti koruyunuz.
- Küvetin alt tarafına giriş sağlanmalıdır.
- Asit gibi aşındırıcı su malzemelerle temizlemeyiniz, sadece su ve sabun kullanınız.
- Her kullanımdan sonra küveti ılık su ile durulayıp, yumuşak bez ile kurulayınız.



Roca Sanitario, S.A.

Avda. Diagonal, 513
08029 Barcelona
SPAIN
www.roca.com

Roca